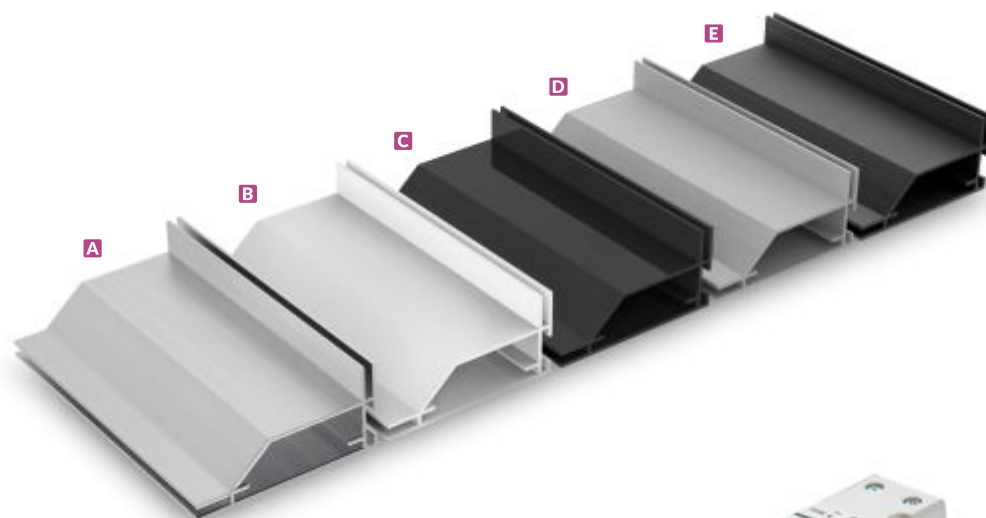



LIGHTBOXES - ACCESSORIES



color

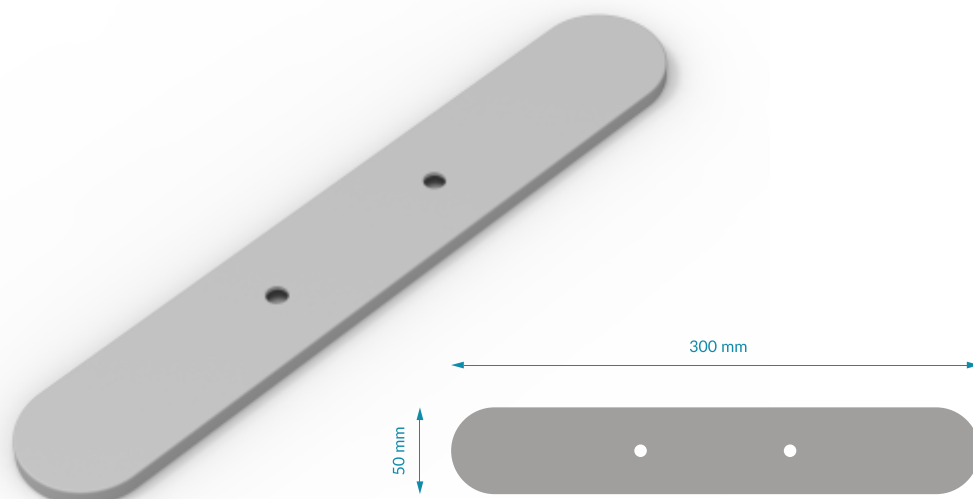
A	ALUMINIUM
B	WHITE
C	BLACK
D	ANODISED ALUMINIUM
E	ANODISED BLACK



This type of power supply is an exclusively designed stabilized power supply for LED lamp. With constant voltage (CV) technology, it is suitable for constant voltage lamps (12/24V DC) connected in parallels. As an advantage of constant voltage (CV) technology, a switch can be installed between secondary side and lamps.

dedicated to system

TEXTIL 46-DWS extrusion
TEXTIL 55 LIGHT extrusion
TEXTIL 85 EXPO extrusion
TEXTIL 85 STRONG extrusion
TEXTIL 85-JDS extrusion
TEXTIL 105 extrusion
TEXTIL 120-DWS extrusion



Aluminum feet dedicated to the 120mm textile profile. Easy assembly of the feet - ideal for exhibitions.